




Dear Families,

Helping your child retain learning over summer vacation is important. i-Ready can help! Your child can work on i-Ready in Math and Reading from any computer or iPad (iOS 10 or higher) with internet access. We have assigned 10 lessons for both reading and math for your child to complete over the summer.

Directions and tips are below:

- Students will continue to gain access through Clever

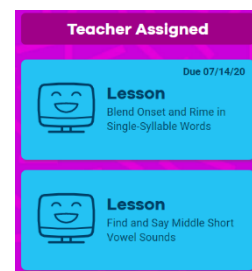


Choose a subject



- Students will then select the subject using either button:

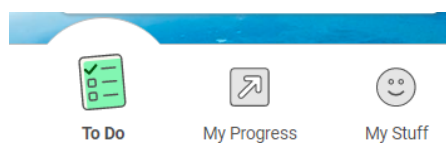
- Students will complete the 10 **Teacher Assigned lessons** for both reading and math



- i-Ready will be available until **July 14**, after this date the system will not be available until the following school year starts.

- You can help support your child's learning by:

- **Asking questions** about each i-Ready lesson:
 - What is one thing you learned in your lesson?
 - What was one thing you thought was difficult?
 - What is a new word you learned in your lesson?
- Checking your child's progress by clicking on the **"My Progress"** icon




Ask questions about "My Progress"

- What do you notice when you look at this data?
- What is something you feel you are doing really well?
- What areas are challenging you?


- We have assigned specific lessons for Reading and Math for your child to work on during the summer break.
 - We recommend **2 math** lesson and **2 reading** lesson per week.

For technical support:

i-readysupport@cainc.com phone: 800-225-0248 Mon–Thurs 8:30 am –7:00 pm, Fri 8:30 am–5:00pm.



Date	Lesson Name	Score (in My Progress)	Time on Task	Parent Initials
	1. Working with Words: 23			
	2. Determine Word Meanings Using Context Clues 1			
	3. Ask and Answer Questions About Key Details			
	4. Find the Main Topic			
	5. Ask and Answer Questions About Stories			
	6. Recount Stories			
	7. Determine the Central Message			
	8. Determine Word Meanings			
	9. Use Text Features, Part 1			
	10. Connect Words and Pictures			



MATH Summer Lesson Log 2020

Date	Lesson Name	Score (in My Progress)	Time on Task	Parent Initials
	1. Solve Two-Step Problems			
	2. Understand Hundreds, Tens, and Ones			
	3. Add Three-Digit and Two-Digit Numbers			
	4. Subtract Three-Digit Numbers			
	5. Add up to Four Two-Digit Numbers			
	6. Use Place Value to Round Numbers			
	7. Add and Subtract Within 1,000			
	8. Understand What a Fraction Is			
	9. Understand Place Value			
	10. Multiply by One-Digit Numbers, Part 1			