

## Directions for Students to Join a Class on Google Classroom


### Step 1:

Log onto Clever:



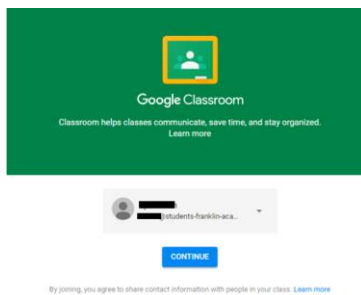
### Step 2:

Select the Google Classroom App:




### Step 3:

Confirm that the name and email is correct and select "continue".



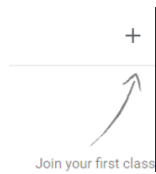
### Step 4:

Select "I am a Student"



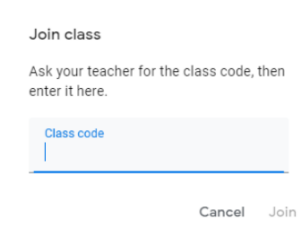
### Step 5:

On the top right of the screen, select the plus sign:



### Step 6:

Enter the class code your teacher gave you and select "Join":



### Step 7:

Visit Google Classroom daily for assignments and information posted from your teacher.

### Step 8:

Return to the homepage by selecting the three lines on the top left:



**\*\* Grades 4-8 must repeats steps 5 through 8 to join all classes. Please contact your teacher if you have not received a code or email the Curriculum Specialist at [wehn.michelle@franklin-academy.org](mailto:wehn.michelle@franklin-academy.org). \*\***