

## Instructions for Student sign-in on Clever

You are required to access your Clever account using your @students-franklin-academy.org username. This was emailed to all high school parents. **Important:** If you do not follow the instructions below you will not be able to access the instructional videos posted on Canvas.

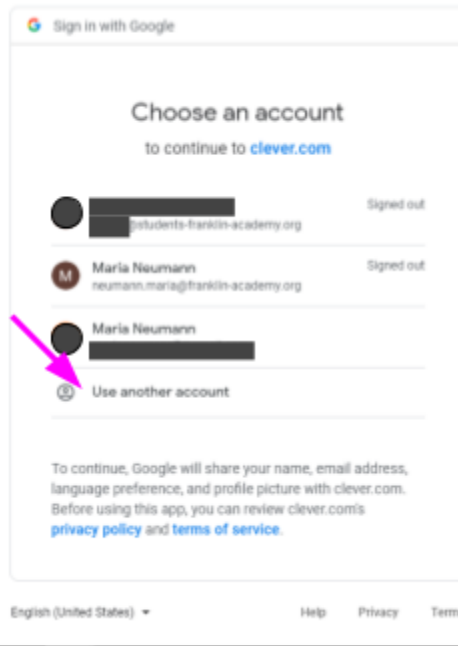
**Step 1:** Open the website for Clever using this [link](#)



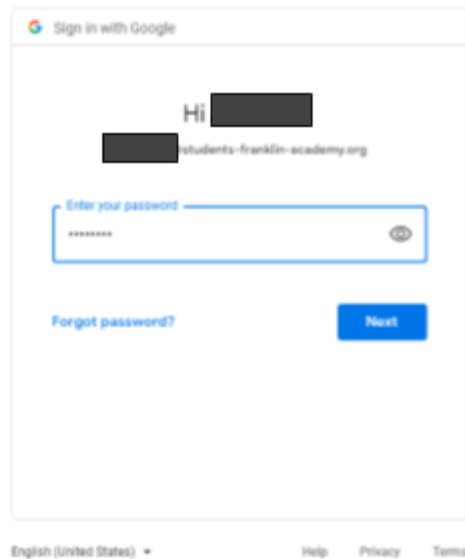
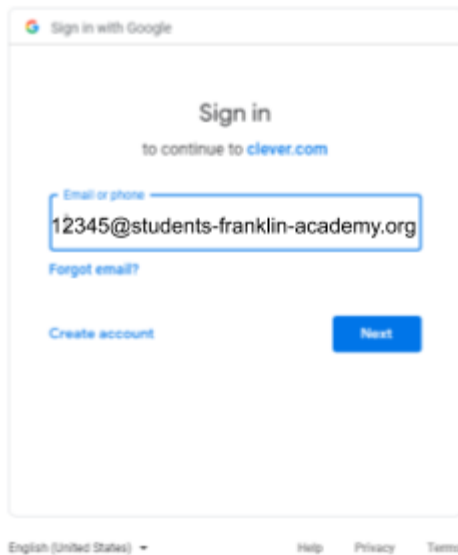
**Step 2:** Select the “Log in with Google” button:



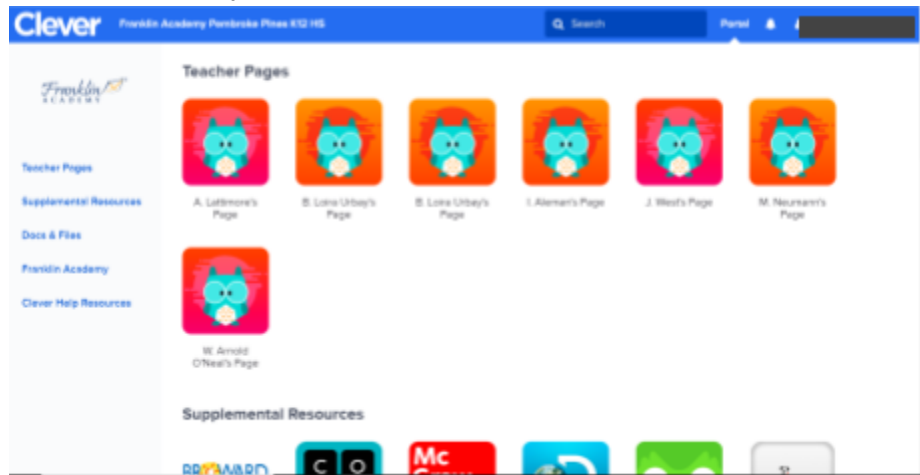
**Step 3:** You will select the option “Use another account” and enter your credentials.



**Step 4:** On the following screens make sure to enter the Clever credentials sent to you. The student username format is: [123456@students-franklin-academy.org](mailto:123456@students-franklin-academy.org) click next and then enter the password and click next again.




**Step 5:** Once you are logged in to Clever. You will see your classes and a series of icons that have been made available to you.



**Note:** Teachers might have made available extra resources on their personal Clever pages.

**Step 6:** Scroll down and on the section of District resources you will find the Google drive icons. Please choose the second one that has a brown strip/background on it. This will grant you access to your Franklin Google drive.



**Step 7:** Once you have “activated” your drive in your device you will be able to access all the instructional videos your teachers will share with you on Canvas. If you try to open a video and it says you need permission to view the content, before you request permission check that the account you are signed in on Google is your Franklin account. Videos have been restricted and will not be shared with any accounts outside of Franklin-academy.org.

