

## Directions for Students to Join a Class in Google Classroom:

### Step 1: Log onto Clever




### Step 2: Select the Google Classroom App:



Google  
Classroom

### Step 3: Confirm that the name and email is correct and select "continue".

**Your Login Information** ✕


 Single sign-on to this app requires the Chrome, Firefox, or Edge browser and [the Clever extension](#). Copy your login information below and paste it into the website to log in manually.

GOOGLE CLASSROOM USERNAME	18495@students-franklin-academy.org	Copy
GOOGLE CLASSROOM PASSWORD	.....	Show   Copy

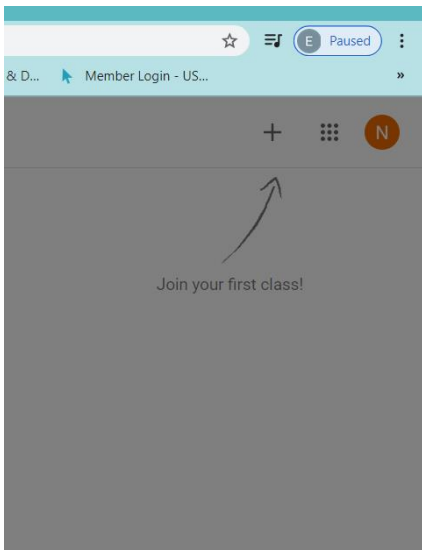
[Go to Google Classroom](#)

[I need help!](#)

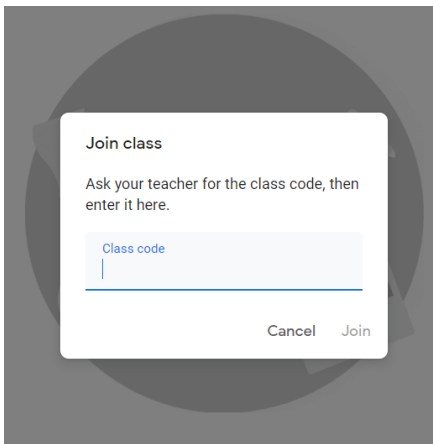
### Step 4: Select "I am a Student"



**Step 5: On the top right of the screen, select the plus sign:**



**Step 6: Enter the class code your teacher gave you and select "Join"**



**Step 7: Visit Google Classroom daily for assignments and information posted from your teacher.**

**Step 8: Return to the homepage by selecting the three lines on the top left.**

**Please contact your teacher if you have not received a code or email Mrs. Adler at [adler.elaine@franklin-academy.org](mailto:adler.elaine@franklin-academy.org)**